

# WOODCREST MFG.

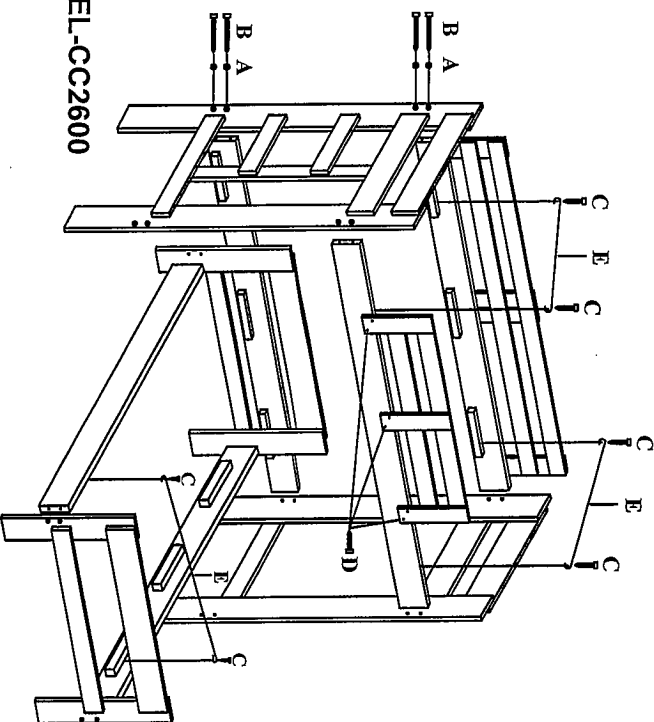
150 WASHINGTON AVE. P.O. BOX 848 PERU, IN. 46970 PHONE# 765-472-4471

## INSTRUCTIONS FOR CC2600 RAIL PKG.

TOOLS REQUIRED	
7/16" SOCKET OR NUT DRIVER	
PHILLIPS HEAD SCREWDRIVER	
HAMMER	

PARTS	
A. 1/4" FLAT WASHERS	20
B. 3 1/2" LAG BOLTS *	20
C. #14 X 3/4" SCREWS	8
D. #10 X 2" SCREWS	14
E. SAFETY WIRES	4
F. 1/4" TEE NUTS	20

\* NOTE: WHEN USING T/NUTS, THE 3 1/2" LAG BOLTS WILL BE REPLACED BY 4" MACHINE BOLTS.



MODEL-CC2600

### WOODCREST BUNK BEDS

#### ASSEMBLY INSTRUCTIONS

- 1) **SIDE RAILS**- POSITION SIDE RAILS TO BED FRAME LEG WITH FOUNDATION BLOCKS TURNED INSIDE AND DOWN. ASSEMBLE WITH LAG BOLTS (B) AND FLAT WASHERS (A).
- 2) **SAFETY WIRES**- POSITION WIRES (E) ON THE TOP OF THE FOUNDATION BLOCKS 1 1/2" FROM THE INSIDE OF THE END STRUCTURE. ASSEMBLE WITH 14 X 3/4" SCREWS (C).
- 3) **GUARD RAILS**- POSITION GUARD RAIL AT THE CENTER OF THE UPPER SIDE RAIL ON THE FRONT SIDE AND ASSURE THERE IS NO MORE THAN 15" FROM THE END OF THE GUARD RAIL TO BED END STRUCTURE. PLACE TWO PIECE GUARD RAIL ON THE BACK SIDE RAIL LEAVING A 1/8" GAP BETWEEN GUARD RAIL AND BED END STRUCTURE. ASSEMBLE WITH 10 X 2" SCREWS (D).

#### SIZE OF MATTRESS AND FOUNDATION

THIS BED IS DESIGNED TO USE A MATTRESS (37 1/2" X 74") AND BUNKIE BOARD (37 1/2" X 74"). THE TOTAL THICKNESS MUST NOT EXCEED 6 1/2".

NOTE: THERE MUST BE AT LEAST 5" FROM MATTRESS SLEEPING SURFACE TO TOP EDGE OF GUARD RAIL.

#### REPLACEMENT PARTS

REPLACEMENT PARTS, INCLUDING ADDITIONAL GUARD RAILS, MAY BE OBTAINED FROM ANY OF OUR WOODCREST DEALERS.

\*\* BUNK BEDS THAT LAST

MADE IN THE U.S.A. \*\*

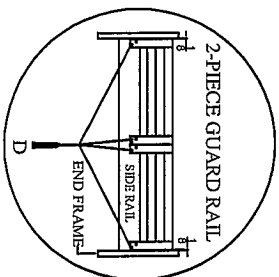
# WOODCREST MFG.

## WOODCREST CERTIFIES

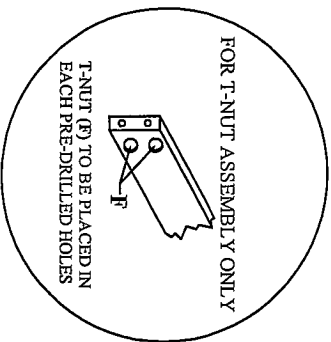
THIS BUNK BED MODEL HAS BEEN TESTED BY AN INDEPENDENT LABORATORY AND IS IN COMPLIANCE WITH ASTM F-1427 STANDARD CONSUMER SAFETY SPECIFICATION FOR BUNK BEDS AND CODE OF FEDERAL REGULATIONS (CFR) 1213 "SAFETY STANDARDS FOR ENTRAPMENT HAZARDS IN BUNK BEDS" AND CODE (CFR) 1513 REQUIREMENTS FOR BUNK BEDS"

\* \* \* \* \*  
MADE IN U.S.A.  
BUY AMERICAN  
\* \* \* \* \*

SOME EXCESS PARTS MAY BE INCLUDED.  
MODEL S: CC2600



IF THE BUNK BED WILL BE PLACED NEXT TO A WALL, THE GUARD RAIL THAT RUNS THE FULL LENGTH OF THE BED SHOULD BE PLACED AGAINST THE WALL TO PREVENT ENTRAPMENT BETWEEN THE BED AND THE WALL.



## SAFETY WARNINGS

- 1) FOLLOW THE INFORMATION ON THE WARNINGS APPEARING ON THE UPPER BUNK END STRUCTURE AND ON THE CARTON. **DO NOT REMOVE WARNING LABEL FROM BED.**
- 2) **ALWAYS** USE THE RECOMMENDED SIZE MATTRESS OR MATTRESS SUPPORT OR BOTH, TO PREVENT THE LIKELIHOOD OF ENTRAPMENT OR FALLS.
- 3) SURFACE OF MATTRESS MUST BE AT LEAST 5" BELOW THE UPPER EDGE OF THE GUARDRAILS.
- 4) **DO NOT** ALLOW CHILDREN UNDER "6" YEARS OF AGE TO USE THE UPPER BUNK.
- 5) PERIODICALLY CHECK TO ENSURE THAT THE GUARDRAILS, THE LADDER, AND OTHER COMPONENTS ARE IN THEIR PROPER POSITION, FREE FROM DAMAGE, AND THAT ALL CONNECTIONS ARE TIGHT.
- 6) **DO NOT ALLOW HORSEPLAY** ON OR UNDER THE BED AND PROHIBIT JUMPING ON THE BED.
- 7) **ALWAYS** USE THE LADDER FOR ENTERING AND LEAVING THE UPPER BUNK.
- 8) **DO NOT SUBSTITUTE PARTS.** CONTACT THE MANUFACTURER OR DEALER FOR REPLACEMENT PARTS.
- 9) USE OF A NIGHTLIGHT MAY PROVIDE ADDED SAFETY PRECAUTION FOR A CHILD USING THE UPPER BUNK.
- 10) **ALWAYS USE GUARDRAILS** ON BOTH LONG SIDE OF UPPER BUNK.
- 11) THE USE OF WATER OR SLEEP FLOTATION MATTRESS IS PROHIBITED.
- 12) **PROHIBIT MORE THAN ONE PERSON** ON THE UPPER BUNK.
- 13) KEEP THESE INSTRUCTIONS FOR FURTHER REFERENCE.
- 14) IF THE BUNK BED WILL BE PLACED NEXT TO A WALL, THE GUARDRAIL THAT RUNS THE FULL LENGTH OF THE BED SHOULD BE PLACED AGAINST THE WALL TO PREVENT ENTRAPMENT BETWEEN THE BED AND WALL.  
**STRANGULATION HAZARD**
- 15) **NEVER** ATTACH OR HANG ITEMS TO ANY PART OF THE BUNK BED THAT ARE NOT DESIGNED FOR USE WITH THE BED FOR EXAMPLE, BUT NOT LIMITED TO HOOKS, BELTS, AND JUMP ROPES.

\*\* BUNK BEDS THAT LAST MADE IN THE U.S.A. \*\*